

## NOTICE – Drop Off Instructions for Samples

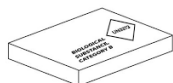
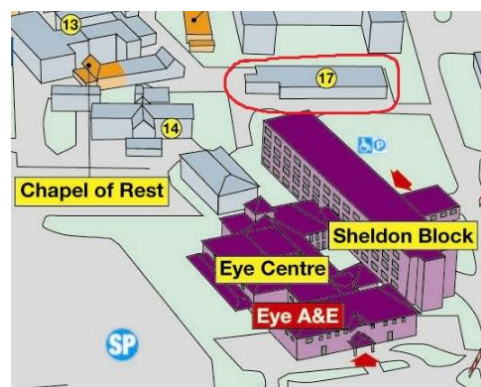
**PLEASE NOTE: THESE INSTRUCTIONS APPLY ONLY TO DROP-OFF SAMPLES.**



### Arrival at Hospital

Proceed directly to the **Toxicology Building, (17).**

Drivers may park directly outside the Toxicology Laboratory for sample drop off only.



### Drop Box Procedure

Scan the QR code on label; wait for the green light to go out before rotating lock.

**\* If the QR scan fails, wait for three green flashes and the light to turn off before retrying\***

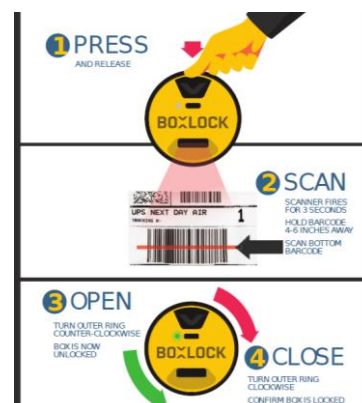
After placing the sample inside, lock the box by turning the outer ring clockwise.

This automatically sends an alert to Toxicology staff, notifying them of the sample's arrival for analysis.



### Support

If you experience any difficulties accessing the lock box, call the Duty Biochemist via SWB switchboard on **0121 553 1831**.



**Label to be affixed to Package with Barcode to Scan  
and Open drop off box.**

**Black Country Pathology Services – Ethylene Glycol**



**Delivery Address:**  
**City Health Campus**  
**Toxicology Laboratory**  
**Dudley Road**  
**B18 7QH**

**\*\*PLEASE SCAN THE QR CODE TO OPEN THE DROP BOX\*\***