

NOTICE – Drop Off Instructions for Samples

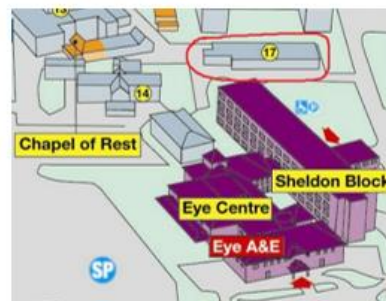
PLEASE NOTE: THESE INSTRUCTIONS APPLY ONLY TO DROP-OFF SAMPLES.



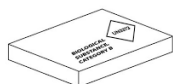
Arrival at Hospital

Proceed directly to the **Toxicology Building, (17)**.

Drivers may park directly outside the Toxicology Laboratory for sample drop off only.



Entrance Via Western Road, Gate 4



Drop Box Procedure

Scan the QR code on label; wait for the green light to go out before rotating lock.

*** If the QR scan fails, wait for three green flashes and the light to turn off before retrying***

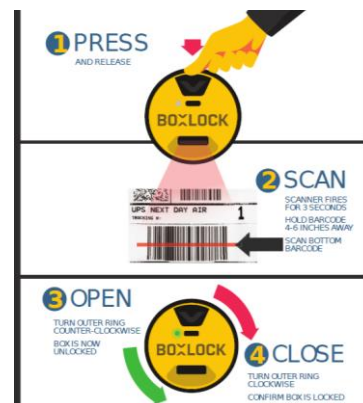
After placing the sample inside, lock the box by turning the outer ring clockwise.

This automatically sends an alert to Toxicology staff, notifying them of the sample's arrival for analysis.



Support

If you have any problems accessing the lock box, please deliver the sample to the Biochemistry Laboratory at MMUH Hospital, Pathology Department, 4th floor.



**Label to be affixed to Package with Barcode to Scan
and Open drop off box.**

Black Country Pathology Services – Ethylene Glycol



Delivery Address:
City Health Campus
Toxicology Laboratory
Dudley Road
B18 7QH

****PLEASE SCAN THE QR CODE TO OPEN THE DROP BOX****